

## How to schedule your screening at an onsite event

- Visit [My.QuestForHealth.com](http://My.QuestForHealth.com) and use the **Sign In** area to log in using the username and password you created
- Or, if you are a new user, please click the **Register Now** button in the **Sign Up Now** area to register
- After logging in or registering, and accepting the terms and conditions, click **Get Started** to go to the **Screening Homepage**



1

- Click **Participate Now** to schedule your onsite event appointment

The screenshot shows the Quest Diagnostics website interface. At the top left, the text "Health & Wellness" is displayed. The Quest Diagnostics logo is centered at the top. On the top right, there are links for "My Account", "Contact Us", and "Logout". Below the navigation, a large banner features a photograph of a woman smiling while using a scale. Overlaid on the right side of the banner is a teal box with the heading "Your Screening" and the text "Please select 'Participate Now' to schedule your upcoming screening." A prominent green button labeled "Participate Now" is located at the bottom right of this box, with a red arrow pointing to it. On the left side of the banner, there is a vertical teal bar with the text "WELCOME" and "YOUR SCREENING" stacked vertically. At the bottom of the page, a footer contains the text: "About Us | Contact Us | FAQ | Privacy Policy | © 2000-2016 Quest Diagnostics Incorporated. All rights reserved."

- From your screening options, click the **Make an Appointment** button in the **At An Event** box

Health & Wellness



My Account



Contact Us

Logout

## Schedule Your Screening

Welcome, Sample Participant

Your path to Health & Wellness starts here. To get started, select a screening option below, that is convenient for you.

### AT A PATIENT SERVICE CENTER

Schedule a screening at a nearby Quest Diagnostics location.

Schedule a Screening

### AT AN EVENT

Attend a wellness event at work or a location designated by your organization.

Make an Appointment

### PHYSICIAN RESULTS FORM

Download a form that your health provider completes with your recent test results.

Download Form

### AT-HOME TEST

Collect your own screening specimen in your home using the Qcard™ Dried Blood Spot method.

Request Materials

3

- Select the onsite event location where you'd like to complete your screening
- Click the green **Next** button

## Schedule Screening

1 **Sample Participant**



123 Sample Street  
Sample, NY 21234  
[none@none.com](mailto:none@none.com)



2



LOCATION:  
-----



3



TIME:  
-----

21234 

Location

Distance

New York Office

0 mi

10101 Renner Blvd New York City, NY 21234

[More Info](#)

Kansas City Office

964 mi


8400 Hawthorn Rd Kansas City, MO 64120

[More Info](#)







**Next**

4

- Select the **Date** and the **Time** when you would like to complete your screening
- Click the green **Next** button

Health & Wellness  [My Account](#) [Contact Us](#) [Logout](#)

### Schedule Screening

-  **Sample Participant**  
123 Sample Street  
Sample, NY 21234  
*none@none.com* 
-  **LOCATION:**  
New York Office 
-  **TIME:**  
November 11, 7:50 AM 

Available times for  
New York Office

November						
Su	Mo	Tu	We	Th	Fr	Sa
		1	2	3	4	5
6	7	8	9	10	11	12
13	14	15	16	17	18	19
20	21	22	23	24	25	26
27	28	29	30			

7:00 AM - 8:25 AM >		
7:00 AM	7:30 AM	8:00 AM
7:05 AM	7:35 AM	8:05 AM
7:10 AM	7:40 AM	8:10 AM
7:15 AM	7:45 AM	8:15 AM
7:20 AM	7:50 AM	8:20 AM
7:25 AM	7:55 AM	8:25 AM

**Next**

[About Us](#) | [Contact Us](#) | [FAQ](#) | [Privacy Policy](#) | © 2000-2016 Quest Diagnostics Incorporated. All rights reserved.



5

- Verify that all the appointment details shown on the screen are accurate
- Click the green **Confirm** button
  - NOTE: Your appointment is **NOT scheduled** until you click the green **Confirm** button

Health & Wellness Quest Diagnostics™ My Account Contact Us Logout

### Schedule Screening

- 1 Sample Participant**  
123 Sample Street  
Sample, NY 21234  
none@none.com ✓
- 2 LOCATION:**  
New York Office ✓
- 3 TIME:**  
Nov 11, 7:50 AM ✓

**Check your appointment details. Does everything look correct?**

Send a reminder email 48 hours before my appointment

Would you like to fax results to your physician?

**Confirm** Your appointment is not scheduled until you click confirm.

If the information on the left is not accurate, click on the appropriate section to update.

[About Us](#) | [Contact Us](#) | [FAQ](#) | [Privacy Policy](#) | © 2000-2016 Quest Diagnostics Incorporated. All rights reserved.

6

- Once your appointment has been scheduled you will arrive at the **Confirmation** screen
- Click the green **Download Appointment Calendar** link to add the appointment reminder to your calendar

Health & Wellness



My Account



Contact Us

Logout

## Confirmation

Thank You Sample Participant! Your onsite wellness screening has been scheduled.

### Appointment [Reschedule](#) | [Cancel](#)

Thursday, Dec 29, 2016 at 8:15 AM

**Location:**

Lenexa, KS-LEN  
10101 Renner Blvd.  
Lenexa, KS 66219  
9139999999

[Download Appointment Calendar](#)

### Prepare for Your Appointment

Do not eat or drink anything, except water, for 9-12 hours prior to the blood test.

Drink two glasses of water during the two hours prior to your blood test. Wear loose fitting sleeves.

### Helpful Appointment Information

Your screening must be completed by Friday, Mar 17, 2017

For questions, contact the Health & Wellness Service Center: 1.855.623.9355